


JakMat

THE SUSTAINABLE DRIVEWAY AND PATHWAY ALTERNATIVE



JakMat high strength ground stabilisation mats are an eco-friendly, permeable and cost-effective alternative to traditional concrete paving systems.

Reinforcing aggregate or grassed surfaces, JakMat allows you to combine a pleasant aesthetic with the functional requirements of utility areas.

JakMat is very easy to handle due to its light-

weight nature and is easily cut to size. Once laid JakMat reduces ongoing maintenance, retains material in place and provides a strong matrix which spreads loads from vehicular or pedestrian traffic evenly across its surface.

All mats are produced here in New Zealand from 100% recycled and recyclable plastic. The JakMat laying process is quick and simple to follow.



JakMatGeocell

The sustainable driveway and paving alternative

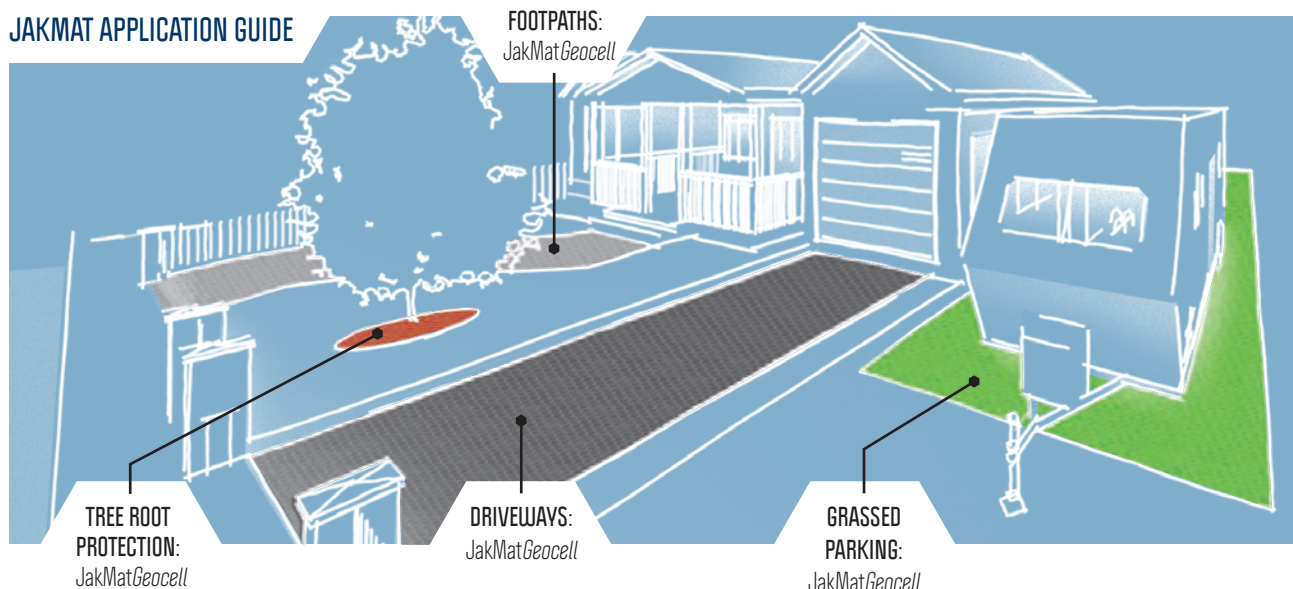
- JakMatGeocell is an extremely hard-wearing ground stabilisation mat, which can be used for vehicle parking and driveways.
- JakMatGeocell's cupped cell structure retains decorative aggregate in place reducing top up cost.
- JakMatGeocell is semi-permeable i.e. water is able to pass through the surface.
- JakMatGeocell allows for an attractive grass surface to be easily maintained.
- JakMatGeocell reduces potholing and creation of muddy surfaces under the weight of vehicles even in rainy weather.

JakMatEnviro

The flexible way to stabilise tracks

- JakMatEnviro stabilises paths and surfaces which have to withstand increased foot traffic resulting in lower maintenance needs.
- JakMatEnviro gives the flexibility needed when laying it on surfaces with slight variations or obstacles (e.g. tree roots).
- JakMatEnviro reduces material refill cost, as material is held in place, not spreading over the adjacent lawn or other surfaces.
- JakMatEnviro is also applicable to grass surfaces that receive high levels of foot traffic.

JAKMAT APPLICATION GUIDE



Why JakMat is a sustainable solution:

- Developed in conjunction with the Department of Conservation (DOC), JakMat has been designed to our local needs with materials that do not compromise our environment.
- JakMat uses the equivalent of 200 recycled 2 litre milk bottles in each mat – 1.2kg of material that doesn't need to be imported.
- DOC uses JakMat to reduce the carbon footprint of track maintenance on tracks such as the Tongariro Alpine Crossing.

Why JakMat is a better alternative to traditional concrete pavers:

- JakMat's nesting and stackable design, as well as its light weight keep transport cost & effort low. One pallet of JakMat allows you to cover a surface equivalent to 7 heavy pallets of concrete pavers.
- Easily handled and cut to size with standard hand & power tools.
- Variable in design due to different filling & shaping possibilities.
- Cost effective alternative.



JakMat: Lightweight and stackable

Why JakMat is stronger than other products:

- Designed with a **honeycomb structure** which, as in nature, is inherently strong.
- Extremely **strong interlocking system** creates a broad matrix which allows for weight to spread across the whole surface.
- **Tough lugs on base** of the mat provide additional stability and prevent it from movement.
- All materials are **UV stabilised** to protect the plastic from degrading in sunlight and harsh weather conditions.

JakMat installation steps for grassed and aggregate surfaces

GRASS APPLICATION

1. Prepare the base ground:

Remove overburden and level ground (sub grade). Allow a depth depending on end usage (see steps below).

NOTE: A geotextile fabric is recommended where a soft sub grade is present i.e. clay or deep topsoil. The fabric prevents movement upward of fine particles through the sub base layer which can cause destabilisation over time¹.

¹ If unsure consult with an engineer.

2. Lay & compact the sub-base:

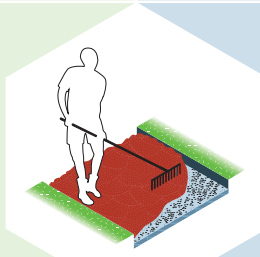
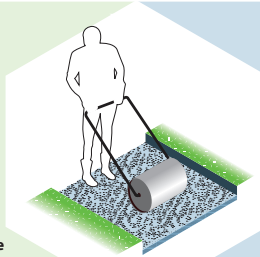
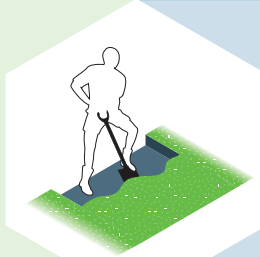
For vehicle traffic¹ – JakMatGeocell:

Lay a sub base, GAP20 or GAP40*, of 100mm for light traffic (cars) and 150mm for heavy traffic (trucks). Compact well with flat plate compactor.

For foot traffic – Lay a sub base, GAP20 or GAP40*, of 50 to 100mm where soft sub grade. Compact well with flat plate compactor.

¹ For grassed vehicle parking areas our recommended use rate is for infrequent or overflow use, not daily traffic. For daily use an aggregate should be used.

*GAP20 or GAP40 is aggregate size of 20mm or 40mm down to fines.



3. Spread sand:


Bedding layer (Optional):

Spread a 25mm layer of sand for a very level surface for mats lugs to bed into and lightly compact.

4. Lay interlocking JakMat:

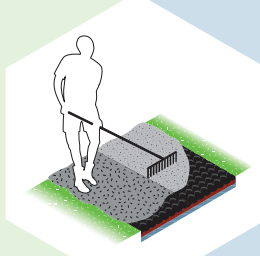
Lay mats while ensuring its interlocking is maintained.

NOTE: Standard hand or power tools can be used for cutting off mats as required. Also see “**Laying Tips**” on back page of this brochure.



5. Fill the mat:


Fill the cells with a topsoil lawn mix and lightly compact. A 10-15mm topping layer is applied above the mat for 100% coverage and allows for settlement. Rake in preparation for sowing seed.



6. Sow the grass & let it grow:

Sow grass seed and apply a final light covering of top soil to allow germination. Lightly compact or roll.

NOTE: Allow time for grass to become well established, preferably had its first mowing, before traffic is allowed on it. Also see “**Grass Tips**” on back page of this brochure.



DECORATIVE STONE/AGGREGATE

1. Prepare the base ground:

Remove overburden and level ground (sub grade). Allow a depth depending on end usage (see steps below).

NOTE: A geotextile fabric is recommended where a soft sub grade is present i.e. clay or deep topsoil. The fabric prevents upward movement of fine particles through the sub base layer which can cause destabilisation over time¹.

¹ If unsure consult with an engineer.

2. Lay & compact the sub-base:

For vehicle traffic – JakMatGeocell:

Lay a sub base, GAP20 or GAP40*, of 100mm for light traffic (cars) and 150mm for heavy traffic (trucks). Compact well with flat plate compactor.

For foot traffic – Lay a sub base, GAP20 or GAP40*, of 50 to 100mm where soft sub grade. Compact well with flat plate compactor.

*GAP20 or GAP40 is aggregate size of 20mm or 40mm down to fines.

3. Spread GAP 7:

Bedding layer (Optional):

Spread a 20mm layer of GAP7 or sand for a very level surface for mats lugs to bed into and lightly compact.

4. Lay interlocking JakMat:

Lay mats while ensuring its interlocking is maintained.

NOTE: Standard hand or power tools can be used for cutting off mats as required. Also see “**Laying Tips**” on back page of this brochure.

5. Fill the mat:

Fill the cells with decorative aggregate of choice and compact. A 15-20mm topping layer is applied above the mat for 100% coverage and allows for settlement.

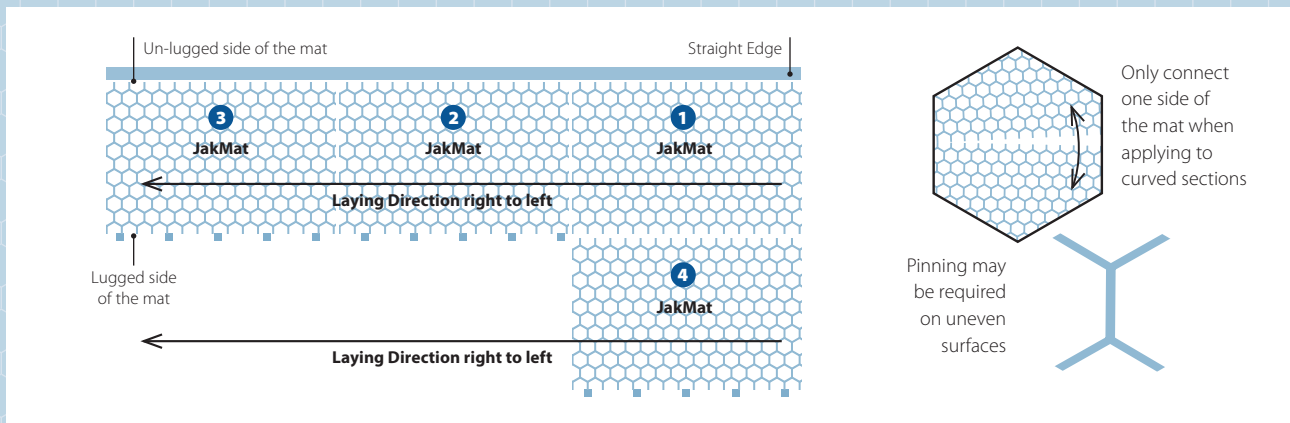
6. Compact the aggregate:

Compact the final surface and it's ready for use.

NOTE: With settlement over time (3 - 6 months) a small amount of additional topping aggregate may be required.

JakMat Laying Tips:

Lay JakMat with its longest (un-lugged) side along the straight edge. Lay the mats from right to left for the most effective laying result.



When applied on curved sections, only connect one side of the mat (only if entire connection is not possible).

When laying JakMat*Enviro* on uneven surfaces (e.g. around tree roots), pinning can be used to stabilise it and to facilitate the connection of the next mat.

Grass Tips:

Careful grass selection is crucial for a good result and strongly depends on the local conditions of your application. Please consult a landscape specialist for a suitable grass seed mix. Factors affecting your choice can be the frequency of usage, the make-up of the local sub-soil, weather conditions, the desired grass look and its maintenance requirements.

TECHNICAL DATA	JakMat <i>Geocell</i>	JakMat <i>Enviro</i>
Mat Size	585 x 400 x 43 mm	585 x 400 x 43 mm
Colour	Black †	Black
Coverage	4.27 mats / m ²	4.27 mats / m ²
100% recycled material	UV stabilised Polypropylene	UV stabilised Polyethylene (impact modified)
Pallet dimensions & weight	1.2 x 1.2 x 0.92 m / 243 kg	1.2 x 1.2 x 0.92 m / 243 kg
Pallet load	192 mats covering approx. 45m ²	192 mats covering approx. 45m ²
Compressive strength when filled with GAP 7	At least 12 tonnes can be applied on a surface area equivalent to a car tyre footprint.*	

*Independently tested by MTL - Test method available on request. † Slight colour changes can occur between individual JakMat due to the inability, to completely black over colour the recycle plastic feedstock.

Disclaimer: Our advisory services on application technology, whether in verbal or in writing, are based on our experience and are rendered to the best of our knowledge but are deemed to be informative only, without commitment. Work conditions and differing application conditions which are beyond our sphere of influence exclude any claims based on the information we provide. We recommend that you review whether our product is suitable for the scheduled purpose. Application, employment and processing of the products are beyond our control and thus solely your own responsibility.



JakMat

www.jakmat.co.nz